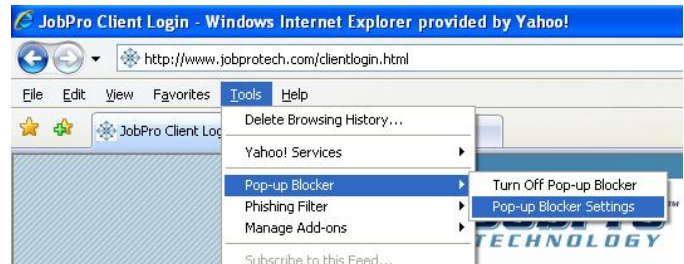
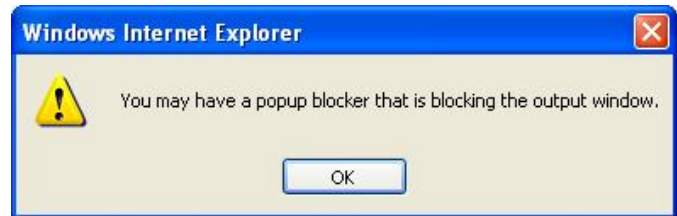


Adding JobPro to Trusted Sites

Several JobPro reports require pop-up windows to function properly. In order to have functionality of these reports you may have to add a rule to allow pop-ups from your JobPro website.

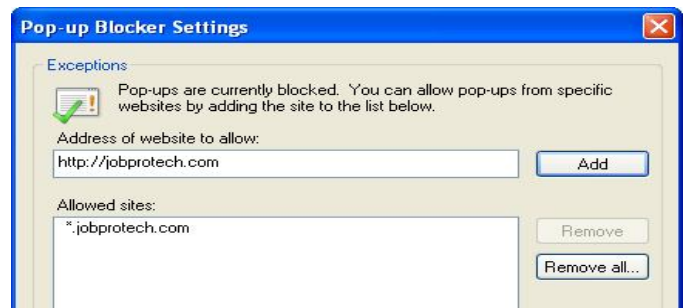
To change the Pop-Up Blocker settings:

1. Open Internet Explorer
2. On the **Tools** menu, point to **Pop-up Blocker**, and then click **Pop-up Blocker Settings**



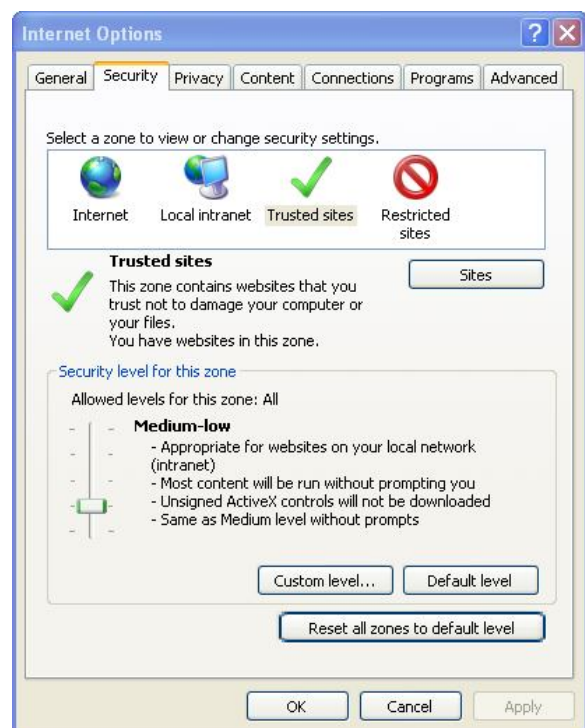
To add JobPro to the allowed sites:

1. Under **Address of website to allow**, type `http://jobprotech.com`
2. Click **Add**
3. Click **Close**



To add JobPro to your trusted sites:

1. On the **Tools** menu, click on **Internet Options**
2. Under the **Security** tab, click on **Trusted Sites**
3. Under **Security level for this zone**, scroll to **Medium-Low**
4. Click **Sites**
5. Under **Add this website to the zone**, type `http://jobprotech.com`
6. Make sure the box next to **Require server verification (https:) for all sites in this zone** is unchecked



7. Click **Add**
8. Click **Close**
9. Click **OK**

